

# SVAN VELOCITY PMS FUND

MAY, 2026

## Objective

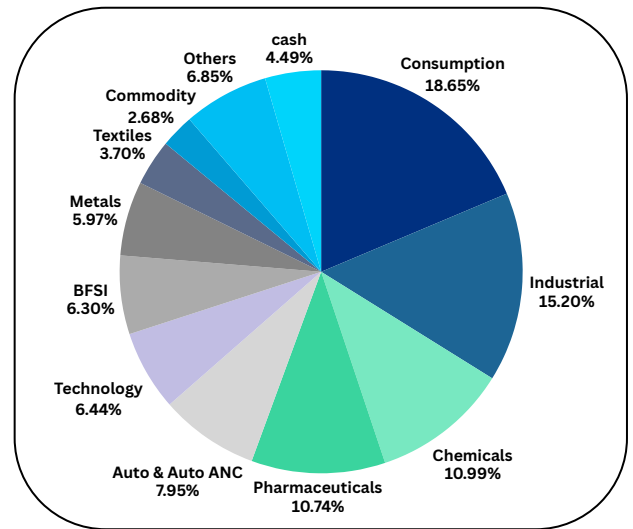
The objective of fund is to generate risk adjusted superior return on capital invested and held over a period across economic and market cycles. The fund has been structured to capitalize on the growth based diversified portfolio of listed equities.

## How We Performed

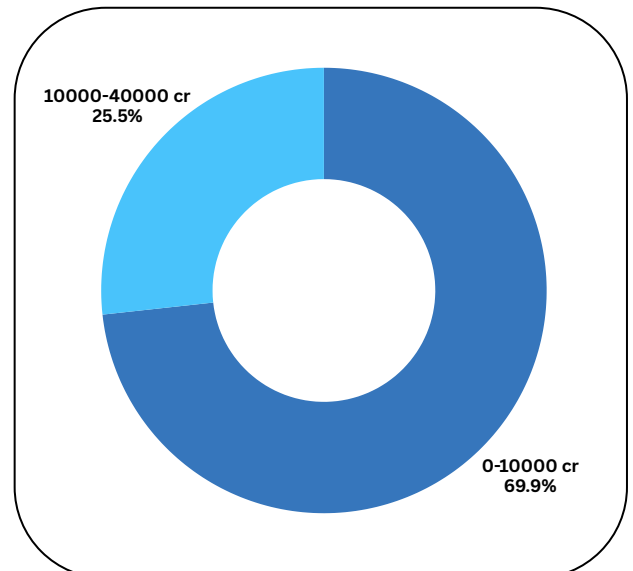
Returns	1-Month	3-Months	6-Months	1-Year	2-Year	Since Inception (19/07/2023)
Fund	2.47%	6.28%	-2.41%	-2.68%	13.26%	21.38%
S&P BSE 500 TRI	-0.17%	-2.34%	-5.39%	-0.07%	4.14%	11.40%
NSE Smallcap 250 TRI	1.60%	7.06%	1.70%	1.53%	4.89%	17.19%

Portfolio Manager	SVAN INVESTMENT MANAGERS LLP
SEBI Reg.No.	INP000007988
Strategy	SVAN INVESTMENT MANAGERS LLP - VELOCITY
Strategy Inception Date	19/07/2023
Category	Mid & Small
Benchmark	S&P BSE 500 TRI
Bankers	State Bank Of India
Custodian	Nuvama Custodial Services Limited

## Sector Allocation\*



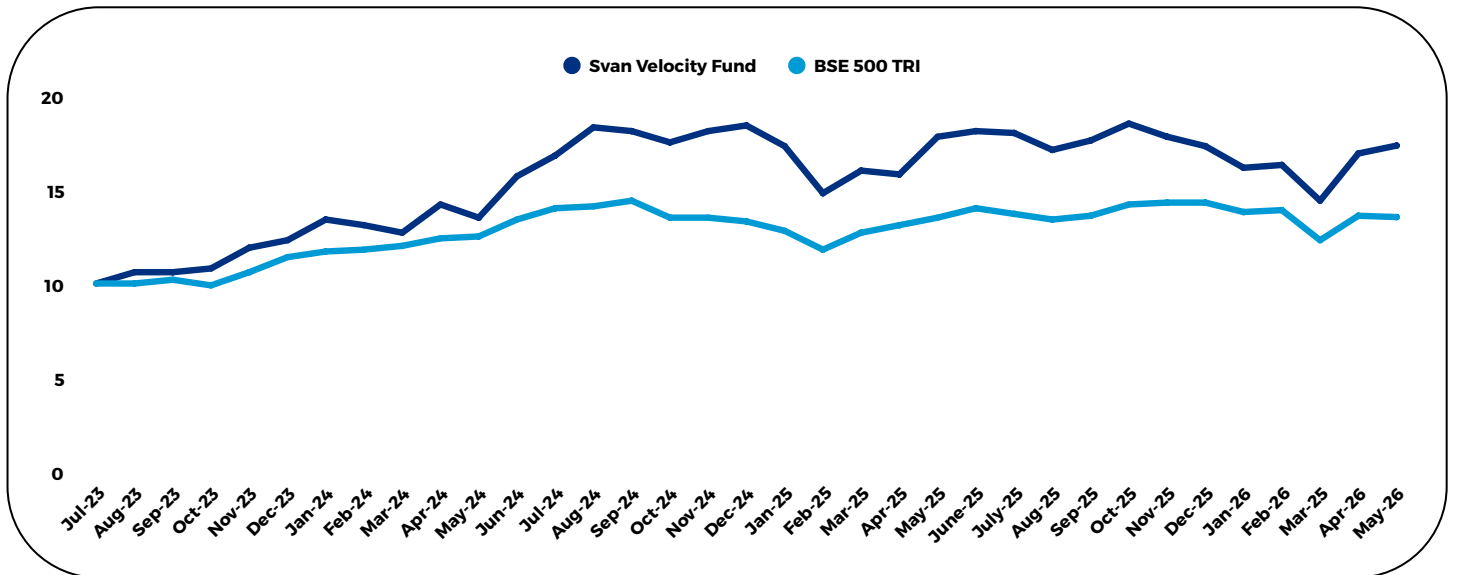
## MCap Allocation\*



## Top 5 Holdings

Name of the Stock	% of Net Assets
V2 Retail Ltd	5.83%
Ceat Ltd	3.34%
Caplin Point Laboratories Ltd	3.30%
Arvind Fashions Ltd	3.25%
HEG Ltd	3.15%

## Velocity Fund vs BSE 500 TRI



\*Data as of 31/05/2026

All returns are net of fees and expenses (TWRR). Returns for 1 year and below are absolute, while returns beyond 1 year are annualized. All data points shared are since inception unless otherwise specified.

### Disclaimer

- Prospective clients are expected to carefully consider all relevant risk factors, including financial conditions, risk-return profiles, tax implications, and more.
- Prospective clients should understand that past performance or the name of a portfolio or any similar product does not guarantee future performance of such products or portfolios.
- Additionally, prospective clients acknowledge that all such products are subject to various market risks, settlement risks, economic risks, political risks, business risks, and financial risks. It is advised that prospective clients thoroughly review the terms of agreements and fully comprehend the risk-return profile of any security or product offered by SVAN Investment Managers or any other service provider before making investment decisions.
- It is also recommended that prospective clients seek professional legal and tax advice before deciding on any investment or disinvestment. SVAN Investment Managers may have financial or business interests that could affect the objectivity of the views expressed in this presentation.
- SVAN Investment Managers does not guarantee future performance or any specific level of performance for its products or those of third-party service providers. Investments in any products, including mutual funds or third-party offerings, do not assure that the objectives of the products will be achieved. SVAN Investment Managers is not liable for any losses clients may incur based on investment or disinvestment decisions made from communications, information, or recommendations received from SVAN Investment Managers regarding any product. Furthermore, SVAN Investment Managers is not responsible for losses arising from incorrect or misleading instructions given by clients, whether orally or in writing.
- The data shown for past performance is as uploaded on the SEBI website. Individual performance may vary depending on the date of onboarding.
- This document has neither been approved nor disapproved by SEBI, nor has SEBI certified the accuracy or adequacy of its contents.
- Clients have the option to onboard SVAN Investment Managers PMS either directly or through our distributor.
- For more information on risks and to access the Disclosure Document, please click the Disclosure Document link. Securities investments are subject to market risks. Please read the Disclosure Document carefully before investing.
- Please note that the performance of your portfolio may vary from that of other investors and from that generated by the Investment Approach across all investors due to 1) timing of inflows and outflows of funds, and 2) differences in portfolio composition due to restrictions and other constraints.
- For performance comparisons with other Portfolio Managers within the selected strategy, please refer to this link: <https://www.apmiindia.org/apmi/welcomeiaperformance.htm?action=PMSmenu>.